



EAST GREENWICH TOWNSHIP SCHOOL DISTRICT

SAMUEL MICKLE BUILDING, 559 KINGS HIGHWAY, MICKLETON, NJ 08056

PHONE: 856-423-0412

FAX: 856-224-0144

Dr. James J. Lynch, Superintendent
Gregory Wilson, Business Administrator

Lyn McGravey, President of the Board of Education
Dr. Kimberley Chiodi, Director of Curriculum & Instruction

June 19, 2018

Dear Parents or Guardians,

In an attempt to increase the retention of content knowledge over the summer, we are implementing a voluntary student summer study packet. This voluntary student packet will assist students in maintaining their skills over the summer and increasing preparedness for a successful September.

These packets have been developed by grade level teams of teachers and reviewed by both the principals and Director of Curriculum. The packets should take approximately three hours each to complete. We ask that you encourage your child to complete this voluntary packet sometime between the end of July and the opening of school. In addition, many of the packets include a suggested reading list for the summer. We encourage you to join with your child to read one or more of these books over the summer.

Teachers will collect the packets the first day of school. Teachers will review the packets, and the level of completion will assist teachers in planning their initial classes. Additionally, as an incentive for students to complete the packet, we are working on an appropriate reward to be given to students at the beginning of the school year. In order to participate in the incentive, a student must fully complete the packet and turn it into his or her teacher by 3:30pm on **Thursday, September 6th**. We will send a Realtime reminder in both July and August.

These packets are posted for students on our website, the first tab under "Parents and Students". Please access the packet for your child's 2018-2019 grade level. Since the content is a review of major concepts, we ask that your child complete the packet independently. Also, although these packets are not mandatory, we ask that you encourage your child to complete the packet.

Thank you for your anticipated help and cooperation and should you have any questions, please do not hesitate to call your child's principal or Dr. Chiodi, Director of Curriculum and Instruction.

In closing, thank you for your support of our school district and have a safe and enjoyable summer.

Sincerely,

Dr. James J. Lynch,
Superintendent

JESSICA G. MAHONEY
Jeffrey Clark School Principal
(856) 423-0613 ext. 1020
(856) 423-9186 -Fax

TRACI BOWLES
District Assistant Principal
(856) 423-0412 ext. 1080
(856) 224-0144-Fax

BETH ANN GODFREY
Child Study Team Supervisor
(856) 423-0412 ext. 1039
(856) 423-8116 - Fax

ANDREA EVANS
Samuel Mickle School Principal
(856) 423-0412 ext. 1040
(856) 224-0144 -Fax

6th Grade Summer Reading
Steps to Successful Reading this Summer

1. Read books at or above your grade level throughout the summer for at least an hour per week and record your reading on the attached log.
2. Choose a book (from the suggested list below or one of your choice) and choose one of the following reading activities to complete. Students may be required to present their completed project to the class. Completion of this project helps teachers learn about student's abilities and help students continue to read over the summer.

Suggested Book List

Title	Author	Genre	Lexile
Out of My Mind	Sharon M. Draper	Realistic Fiction	700L
The Watsons Go to Birmingham	Christopher Paul Curtis	Historical Fiction	1000L
Stormbreaker	Anthony Horowitz	Action & Adventure	670L
Counting by 7s	Holly Goldberg Sloan	Realistic Fiction	770L
Walk Two Moons	Sharon Creech	Realistic Fiction	770L
Stargirl	Jerry Spinelli	Realistic Fiction	590L
The Borrowers	Mary Norton	Fantasy	780L
The Big Field	Mike Lupica	Realistic Fiction	970L
I am Malala Young Reader's Edition	Malala Yousafzai	Non-Fiction	830L
Connect the Stars	Marisa de los Santos	Realistic Fiction	840L
Hidden Figures (Young Reader's Edition)	Margot Lee Shetterly	Nonfiction	1120L
Fever 1793	Laurie Halse Anderson	Historical Fiction	580L

Project Options (Select One)

Nonfiction Book Poster:

- Cut a full poster board or piece of construction paper into the shape of something significant to the book. For example, if you are reading about a scientist who discovered something new, you might want to cut your poster into the shape of the microscope to represent the tool the scientist used to make his discovery.
 - Within that shape you need to have:
 - 3 powerful quotes (Select quotes that represent the main ideas or main events in the book.)
 - 3 character traits of the main character(s) with symbols that represent those traits (For example, you may choose a light bulb to represent the intelligence of the scientist.)
 - 3 things you learned from the story. This can be facts or lessons from the story.
 - 3 scene sketches of important ideas or events from the book.
- After completing the poster, write a detailed description of each element on the project, explaining why you included those items. Use text evidence to support your ideas.

Fiction Book Poster:

- Design a poster (up to 11X18 in size) for the book that represents the important literary elements. Your poster needs to be divided into 5 sections. You will illustrate each of the literary elements creatively, and then you will write a detailed explanation explaining your choices.
 - **Character-** Dedicate one section to a main character in the novel. Illustrate the sections with 2 symbols that represent character traits for that person.
 - **Theme-** Choose a theme from the book and represent it artistically.
 - **Plot-** In this section, create a 3 block comic strip illustrating important scenes from the beginning, middle, and end of the book.
 - **Conflict-** Illustrate a major conflict in the story.
 - **Setting-** Illustrate the main setting(s) in the book.
- After completing the poster, write a detailed description of each element on the project, explaining why you included those items. Use text evidence to support your ideas.

Student's Name: _____

Summer Reading Log for Children Entering 6th Grade

Research states that during the summer, students may lose as much as six weeks of growth from the school year. Please help your child retain all the progress that he / she made this school year by reading with him / her.

Weeks of the Summer	Amount of Time Read	Parent Signature
Week 1		
Week 2		
Week 3		
Week 4		
Week 5		
Week 6		
Week 7		
Week 8		
Week 9		
Week 10		

Directions:

- Students are to read at least one hour each week and record their reading on the log.
- Students need to read 9 out of the 10 weeks. Mark an X in the box for the week you don't read.
- Completed log and book project are due on or before the due date.

June 15, 2018

Dear Parents and Guardians of Students Entering Sixth Grade,

The summer break will soon be upon us! During the summer months, we encourage our students to continue to practice essential math skills, such as core foundational skills and basic math facts. Continued practice helps students maintain their skills through the summer months in preparation for a smooth start to sixth grade.

Part A:

Complete the attached packet and show your work. The packet was designed by teachers to provide practice with skills students need for sixth grade.

Part B:

Practice your fact fluency to improve your rate and accuracy. Students entering sixth grade are expected to automatically recall multiplication facts from 1x1 through 12x12.

Here are some sites you can use to practice:

*Arcademics <http://www.arcademics.com/games/>

-Multiplication Fact Practice: Grand Prix Multiplication, Penguin Jump, Meteor Multiplication, Space Race and Tractor Multiplication

-Division Practice: Demolition Division, Division Derby, Drag Race Division and Pony Division

*Math is Fun <https://www.mathsisfun.com/numbers/math-trainer-multiply.html>

-Multiplication Trainer

Additional practice with key mathematical concepts can also be found on IXL. Below are core skills and concepts essential for success in sixth grade.

IXL Topic	IXL Section
Division	D.1-D.16
Exponents	E.1.-E.3
Decimals	G.1-G.19
Adding & Subtracting Decimals	H.1-H.8
Multiplying Decimals	I.1-I.10
Dividing Decimals	J.1-J.5
Fractions & Mixed Numbers	K.1-K.15
Adding & Subtracting Fractions	L.1-L.33
Multiplying Fractions	M.1-M.29

Mixed Operations	O.1-O.8
Coordinate Planes	U.1-U.6


Thank you for supporting our efforts to reinforce students' math skills to prepare for a successful start to sixth grade.
If you have any questions regarding the assignment, please contact the Samuel Mickle main office at 856-423-0412, extension 1040. Thank you.

Sincerely,

Andrea Evans

Name: _____

Order of Operations



When you have different operations in a math problem, you need to solve them in a specific order.

Step 1: Solve the part in parenthesis ().

Step 2: Multiply and divide.

Step 3: Add and subtract.

1. $(9 + 3) \div 2 =$ _____

2. $6 - 1 \times 4 =$ _____

3. $(2 \times 5) - 4 =$ _____

4. $36 - (4 + 8) \div 4 =$ _____

5. $50 - 5 \times (27 \div 3) =$ _____

6. $15 + 24 \div (8 - 2) =$ _____

Do $(12 + 6) \div 2$ and $12 + 6 \div 2$ have the same answer? Explain why.

Name: _____

Decimal Addition and Subtraction

Rewrite each problem vertically, and solve.

$7.9 - 3.47 = \underline{\hspace{2cm}}$

$2.98 + 5.3 = \underline{\hspace{2cm}}$

$2 - 0.43 = \underline{\hspace{2cm}}$

$7.05 - 4.6 = \underline{\hspace{2cm}}$

$94 - 4.8 = \underline{\hspace{2cm}}$

$32.15 + 24.15 = \underline{\hspace{2cm}}$

Name: _____

Decimal Multiplication

Rewrite each problem vertically and solve.

$4.1 \times 9.8 = \underline{\hspace{2cm}}$

$2.7 \times 46 = \underline{\hspace{2cm}}$

$3.8 \times 7.5 = \underline{\hspace{2cm}}$

$85 \times 9.2 = \underline{\hspace{2cm}}$

$7.3 \times 5.8 = \underline{\hspace{2cm}}$

$9.3 \times 24 = \underline{\hspace{2cm}}$

Name: _____

Division with Decimals

Find the quotients.

$$0.63 \overline{)1.638}$$

$$5.3 \overline{)37.63}$$

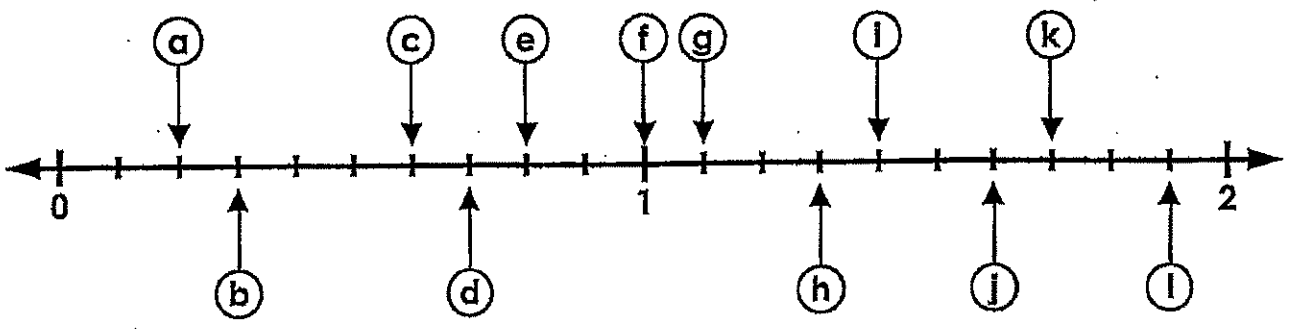
$$0.06 \overline{)240}$$

$$0.29 \overline{)0.232}$$

Name: _____

Decimal Number Line

Write the correct decimal on the blank line next to each letter.



a. 0.2 b. _____ c. _____ d. _____

e. _____ f. _____ g. _____ h. _____

Name: _____

Adding Mixed Numbers

With Different Denominators and Improper Fractions

Step 1: Find the Least Common Denominator (LCD).

$$\begin{array}{r} 4\frac{3}{4} \\ + 1\frac{7}{8} \\ \hline \end{array} \left. \vphantom{\begin{array}{r} 4\frac{3}{4} \\ + 1\frac{7}{8} \\ \hline \end{array}} \right\} \text{LCD} = 8$$

Step 2: Using the LCD, find equivalent fractions.

$$\begin{array}{r} 4\frac{3}{4} = 4\frac{6}{8} \\ + 1\frac{7}{8} = + 1\frac{7}{8} \\ \hline \end{array}$$

Step 3: Add the fractions.

$$\begin{array}{r} 4\frac{3}{4} = 4\frac{6}{8} \\ + 1\frac{7}{8} = + 1\frac{7}{8} \\ \hline \frac{13}{8} \end{array}$$

Step 4: Add the whole numbers.

$$\begin{array}{r} 4\frac{3}{4} = 4\frac{6}{8} \\ + 1\frac{7}{8} = + 1\frac{7}{8} \\ \hline 5\frac{13}{8} \end{array}$$

Step 5: Change improper fraction answers to mixed numbers.

$$5\frac{13}{8} - \frac{8}{8} = 6\frac{5}{8}$$

Solve and simplify your answer.

$$\begin{array}{r} 6\frac{3}{8} \\ + 2\frac{15}{16} \\ \hline \end{array}$$

$$\begin{array}{r} 3\frac{7}{10} \\ + \frac{3}{5} \\ \hline \end{array}$$

$$\begin{array}{r} 2\frac{5}{8} \\ + \frac{7}{12} \\ \hline \end{array}$$

$$\begin{array}{r} 9\frac{11}{15} \\ + 3\frac{3}{5} \\ \hline \end{array}$$

$$\begin{array}{r} 6\frac{3}{4} \\ + 3\frac{4}{5} \\ \hline \end{array}$$

$$\begin{array}{r} 4\frac{6}{7} \\ + 3\frac{5}{14} \\ \hline \end{array}$$

$$\begin{array}{r} 2\frac{7}{5} \\ + 3\frac{2}{10} \\ \hline \end{array}$$

$$\begin{array}{r} 1\frac{1}{2} \\ + \frac{8}{6} \\ \hline \end{array}$$

Name: _____

Subtracting Mixed Numbers

With Different Denominators

Step 1: Find the Least Common Denominator (LCD).

$$\begin{array}{r} 3\frac{1}{2} \\ - 2\frac{3}{8} \\ \hline \end{array} \text{LCD} = 8$$

Step 2: Using the LCD, find equivalent fractions.

$$\begin{array}{r} 3\frac{1}{2} = 3\frac{4}{8} \\ - 2\frac{3}{8} = - 2\frac{3}{8} \\ \hline \end{array}$$

Step 3: Subtract the fractions.

$$\begin{array}{r} 3\frac{1}{2} = 3\frac{4}{8} \\ - 2\frac{3}{8} = - 2\frac{3}{8} \\ \hline 1\frac{1}{8} \end{array}$$

Step 4: Subtract the whole numbers.

$$\begin{array}{r} 3\frac{1}{2} = 3\frac{4}{8} \\ - 2\frac{3}{8} = - 2\frac{3}{8} \\ \hline 1\frac{1}{8} \end{array}$$

Solve and simplify your answer.

$$\begin{array}{r} 8\frac{5}{8} \\ - 4\frac{1}{4} \\ \hline \end{array}$$

$$\begin{array}{r} 3\frac{3}{5} \\ - 3\frac{3}{10} \\ \hline \end{array}$$

$$\begin{array}{r} 6\frac{5}{6} \\ - 3\frac{5}{12} \\ \hline \end{array}$$

$$\begin{array}{r} 12\frac{5}{8} \\ - 7\frac{2}{5} \\ \hline \end{array}$$

$$\begin{array}{r} 2\frac{1}{2} \\ - 2\frac{5}{16} \\ \hline \end{array}$$

$$\begin{array}{r} 4\frac{4}{7} \\ - 2\frac{1}{4} \\ \hline \end{array}$$

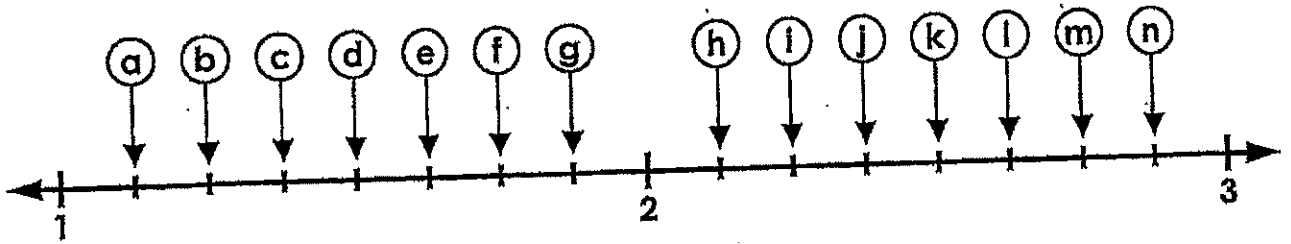
$$\begin{array}{r} 7\frac{3}{4} \\ - \frac{9}{16} \\ \hline \end{array}$$

$$\begin{array}{r} 6\frac{7}{8} \\ - 3\frac{3}{5} \\ \hline \end{array}$$

Name: _____

Mixed Fractions Number Line

Write the correct letter on the blank line next to each mixed fraction.



$1\frac{1}{4}$ b

$2\frac{5}{8}$ _____

$2\frac{3}{4}$ _____

$1\frac{3}{8}$ _____

$2\frac{1}{2}$ _____

$1\frac{5}{8}$ _____

$2\frac{1}{4}$ _____

$1\frac{1}{8}$ _____

$5\frac{1}{3} \times 2\frac{1}{4}$

$\frac{1}{4} \times 9\frac{1}{2}$

$2\frac{1}{3} \times 2\frac{1}{3}$

$3\frac{1}{2} \times 1\frac{2}{7}$